

Beginner Class

Lesson 70

Spies in Jericho

Joshua 2

Discover the Bible

1. Who was the leader of the Israelites after Moses died? Circle him. Joshua sent two spies to Jericho in the land of Canaan. When the spies came to the city, they went to the house of a woman named Rahab. Color Rahab's house.

2. The king of Jericho was told, "Look! Some Israelite men have come here to spy out the land!" With purple, color the king.

3. Rahab hid the spies under some plants called flax on the top of her roof. Color the flax orange. Some of the king's men came looking for the spies. Rahab said to the king's men, "Yes, the men came to me, but they have already left Jericho."

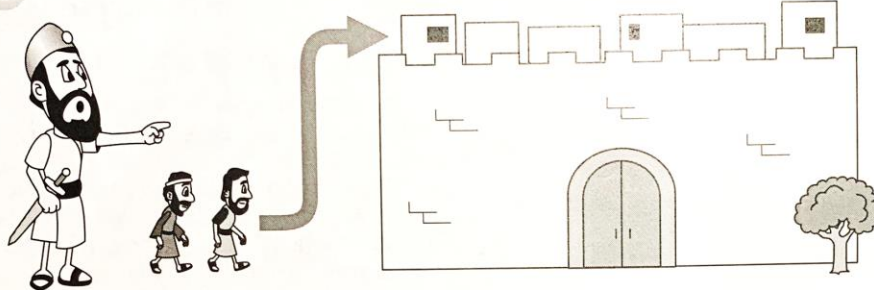
4. Rahab went to the roof to talk to the spies. She said to them, "All the people are afraid of you because they know that God has given you the land of Canaan." Color the "God" cloud yellow. Rahab said, "We have heard about how God led you out of Egypt and across the Red Sea, and how God helps you win your battles." Circle the Israelites crossing the Red Sea. Rahab said, "Since I have helped you, please show kindness to me and my family by letting us live."

5. Rahab let the spies down with a red rope through her window. The spies told Rahab, "You and your family will be safe if you tie this red rope in your window and stay inside your house." Color the rope red.

6. Rahab told the spies to hide in the hills for three days so the king's men would not find them. Behind the spies, draw hills.

7. The spies told Joshua everything that happened. "God has given us the land!" they said. "The people in Canaan are scared of us!" Circle the name of the one who would give the Israelites the land of Canaan.

1




2:1

2



2:2

3




2:3-7

4



2:8-14

5



2:15-21

6




2:22

7



2:23-24



Learn the Basics

Review Beginner Time Line numbers 15–21.

Sing and Remember

1. Say Ephesians 6:1.
2. Sing "Read Your Bible and Pray Every Day and Grow, Grow, Grow." *Disc 2, Track 27*
3. When God let the devil do bad things to Job, did Job sin or did he worship God?
4. At the burning bush, what did God tell Moses to do?
5. After they left Egypt, what mountain did the Israelites travel to? Who spoke to Moses from the mountain?
6. What did God give the Israelites on Mount Sinai?
7. When did God want Joshua to think about God's law?

Answers: 3) Job 1:20-22 4) Ex 3:10 5) Ex 19:20 6) Ex 20:1-17 7) Josh 1:8

Get Active

Bring with you enough prizes for every child, two poster-size pieces of paper cut in a circle and large, paper smiling face parts (eyes, nose, mouth) for each circle. Place tape on the back of the smiling face parts so they can be attached to the circle.

Divide into two teams. Have each team form a line on one side of the room. At the far end of the room, have the smiling face parts in two stacks, one for each team. Place a paper circle on the wall by each team. One child from each team will race to the other side of the room on their knees. They will choose a smiling face piece, then come back to their team and put the piece in the correct part of the circle. Then they will tag the next teammate in line and that student will do the same thing until their smiling face is completed. When the race is over, congratulate both teams.

Say: **Now I am going to award prizes to the winners.** Give each child a prize. **All of you are winners because you listened and obeyed. Today we will learn that God's people are winners. If you listen to God and obey him, you are a winner!**

Flip page to **Discover the Bible**

Apply It! Joshua 2:9a on God's followers being winners

What are Grace and Samantha doing? Who is the winner of the race? In the Bible story, what group of people were winners? Why were they winners? When you follow God, you are always a winner, no matter how fast or slow you run. Thank God for making you a winner.

1 You shall have no
other gods before me.

6 You shall not murder.

2 You shall not make
for yourself an idol.

7 You shall not commit
adultery.

3 You shall not misuse
the name of the Lord
your God.

8 You shall not steal.

4 Remember the
Sabbath day, by
keeping it holy.

9 You shall not give
false testimony.

5 Honor your father
and your mother.

10 You shall not covet.

Exodus 20

Instructions:

1. Photocopy **Drill E (part 1)** on colored paper (light brown or gray might be best) and copy **Drill E (part 2)** on white paper.
2. Cut your photocopied **Drill E (part 1)** on dotted lines only, to make flaps.
3. Staple **part 1** and **part 2** together, so that the flaps reveal the words below.

Caleb



Scarlet Cord



Spy



Ram's Horn



Oak Tree & Rock



Joshua



Rahab



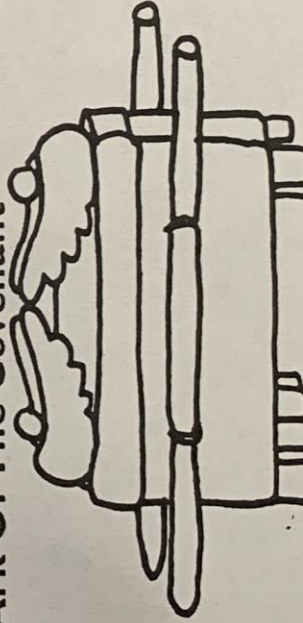
Spy



Jericho



Ark Of The Covenant



Memory Verse—May 3, 2020

Remember

that I

commanded

you to be

strong

and brave!

So, don't

be afraid!

The Lord

your God

will be

with you

everywhere

you

Joshua 1:9

go.

ICB