





Intermediate Class

Lesson 68

Bible Study Guide For All Ages

Remember It?



1. On the face, draw how Cain felt when God did not accept his offering.
2. In the sign, write where Jesus' parents presented him to God.
 er sale
3. Draw what God promised Simeon he would see before his death.
4. Draw what Moses struck to get water at Rephidim.
5. Name the leader sent to fight the Amalekites.
 J h
6. Circle the picture best describing Jethro.
   
7. Draw what happened to anyone who touched Sinai while God spoke.

Answers: 1) Gen 4:3-5 2) Lk 2:22 3) Lk 2:25-26 4) Ex 17:6 5) Ex 17:9 6) Ex 18:1 7) Ex 19:12-13

Memory Workout

1. Sing the days of creation ("Day One"). *Disc 1, Track 8*
2. Say the first seven of the Ten Commandments.
3. Tell a Bible story using one of these pictures.



Guess What...

The **Ten Commandments** are part of the written law that God gave to Moses for the Israelites. We call this written law the "Law of Moses." It contained many rules about how the Israelites were to live and worship God.



Flip page to Discover the Bible

Map

1. Draw a pyramid in the land where the Israelites were slaves.
2. Draw grass in the land God promised to give the Israelites.
3. Draw a line showing the Israelites' journey from Goshen to Mount Sinai.
4. Which sea did the Israelites cross?
(Dead Sea Red Sea Sea of Galilee)
5. Draw a cloud over the place where God gave the Israelites the Law of Moses.
6. Fill in the blanks to label the large body of water west of Canaan.
 ___ edi ___ errane ___
 Sea

Get Active

Teacher: Bring something desirable (like candy) to class and give it to one person before you begin. They may not open it during class, but it belongs to them.

How did you feel when one person received a gift and you did not?

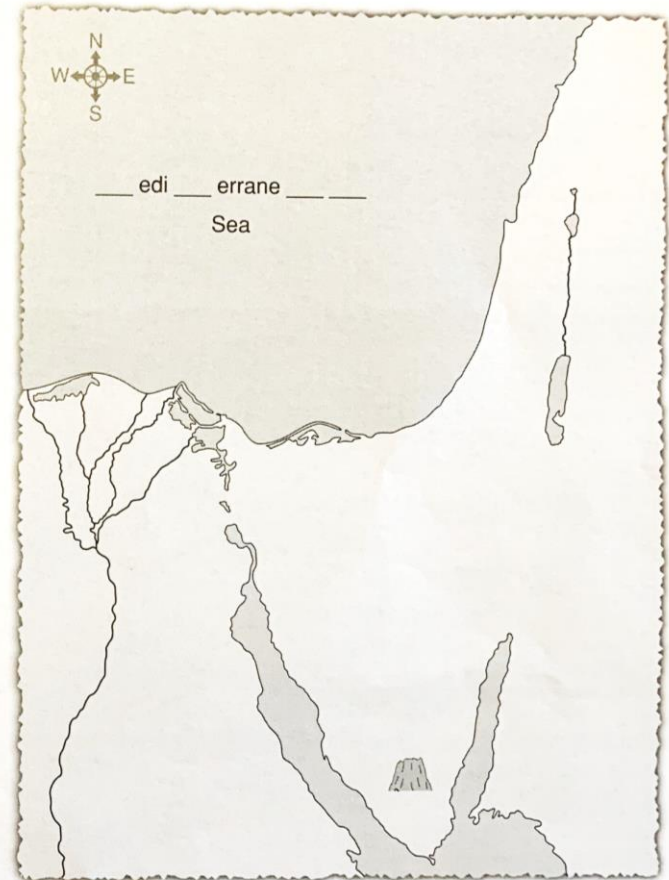
Did you want it more just because someone else had it? If so, why?

Apply It! *on wanting something that belongs to someone else*

Read Exodus 20:17.

- Deanna got a huge doll house that was three stories tall. Julie, her next-door neighbor, only had a shoebox for her dolls. One day, Julie went to Deanna's house. Tell the rest of the story.
- In the Bible story, what did God tell the Israelites not to want for themselves?

- What should you do when someone else gets something that you wish you had?
- Talk to God about being happy with what you have.



God Gives Moses the Law

Exodus 20

Discover the Bible

1. Circle the sign that shows where Moses was. Draw the way God showed himself to the Israelites (Ex 19:16-19).

2. God gave Moses the Ten Commandments. Read the commandments and fill in the blanks. Talk about each commandment. What day of the week was the Sabbath? Write the number in the box. What is false testimony? Underline one.

- taking something that is not yours
- saying a bad word
- telling a lie about someone else

With green, underline the commandment that would give the Israelites a long life. With orange, circle the commandment that teaches us not to want things that belong to other people. Draw a red box around the two commandments that teach us there is only one God for us to worship.

Teacher: Read 20:18-20 and paraphrase 20:21-26.

3. On the large face, draw how the Israelites felt when God appeared on the mountain. They said that if God spoke to them, they would *(laugh die faint)*.

1 20:1-2



2

10 Commandments

1. No other go __ s .

2. No __ d __ ls .

3. Do not misuse God's name.

4. Keep the Sabbath day. ☐

5. Honor your ____ ther and ____ ther.

6. Do not murder.

7. Do not commit adultery.

8. Do not ____ eal .

9. Do not give false testimony.

10. Do not covet.

3

20:18-26



1 You shall have no
other gods before me.

6 You shall not murder.

2 You shall not make
for yourself an idol.

7 You shall not commit
adultery.

3 You shall not misuse
the name of the Lord
your God.

8 You shall not steal.

4 Remember the
Sabbath day, by
keeping it holy.

9 You shall not give
false testimony.

5 Honor your father
and your mother.

10 You shall not covet.

Exodus 20

Instructions:

1. Photocopy **Drill E (part 1)** on colored paper (light brown or gray might be best) and copy **Drill E (part 2)** on white paper.
2. Cut your photocopied **Drill E (part 1)** on dotted lines only, to make flaps.
3. Staple **part 1** and **part 2** together, so that the flaps reveal the words below.

Memory Verse—April 26, 2020

I

truly

believe

I

will

live

to

see

the

Lord's

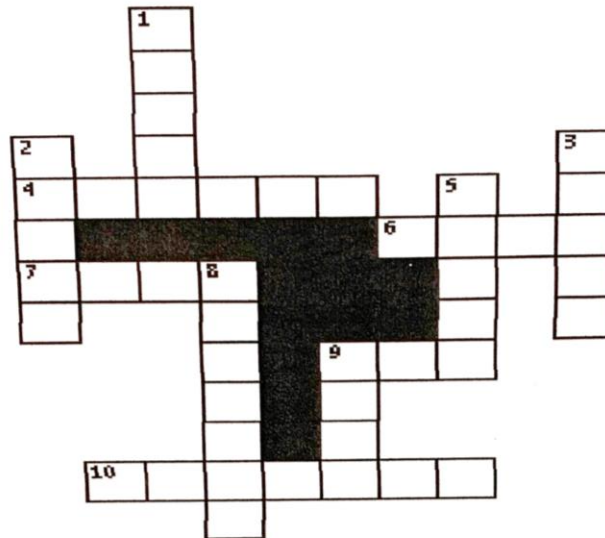
Goodness.

Psalms 27:13

ICB

43. THE TEN COMMANDMENTS

(EXODUS 19:20-20:17)



- 6 ACROSS "And you shall _____ the LORD your God with all your heart, with all your soul, with all your mind and with all your strength...You shall love your neighbor as yourself." **MARK 12:30-31**
- 7 ACROSS "You shall have no other _____ before Me." **EXODUS 20:3**
- 2 DOWN "You shall not make for yourself any carved _____, or any likeness of anything that is in heaven above, or that is in the earth beneath, or that is in the water under the earth; you shall not bow down to them nor serve them." **EXODUS 20:4-5**
- 9 DOWN "You shall not take the _____ of the LORD your God in vain, for the LORD will not hold him guiltless who takes His name in vain." **EXODUS 20:7**
- 8 DOWN "Remember the _____ day, to keep it holy. Six days you shall labor and do all your work, but the seventh day is the Sabbath of the LORD your God." **EXODUS 20:8-10**
- 1 DOWN "_____ your father and your mother, that your days may be long upon the land which the LORD your God is giving you." **EXODUS 20:12**
- 4 ACROSS "You shall not _____." **EXODUS 20:13**
- 9 ACROSS "You shall _____ commit adultery." **EXODUS 20:14**
- 3 DOWN "You shall not _____." **EXODUS 20:15**
- 10 ACROSS "You shall not bear false _____ against your neighbor." **EXODUS 20:16**
- 5 DOWN "You shall not _____ your neighbor's house; you shall not covet your neighbor's wife, nor his manservant, nor his maidservant, nor his ox, nor his donkey, nor anything that is your neighbor's." **EXODUS 20:17**

43. THE TEN COMMANDMENTS

(EXODUS 19:20-20:22)

D S P G X Q M B D N U Z V F G X T K F L
V J C Q E Q I Z F S P I N B P P O P O P
A F P C K H O F A H W I P L C R J R L K
I P Q F Y F X W B U S D Y A V E D Z K R
Z K X C B O K H T G N E R T S M L S I E
P A V J Z I E M T S C M S E U H O T Q N
M R L K U S Y Y E Y O Z G O I Y V V S A
E K I T F H T L N U P P N Z M Y E G S I
O H J R J H T N N J R Z M I N D N W O P
G I C A U Q E T E N F V W C P E Q D E Q
E T J E L U S N R M M U Y L I M L K Z F
X J H H K I Z D M D D D Z G N B P A P R
F H L V N F Q L E Y E N H W S P V G E C
J B Q A B U V C U I T B A C C R G S U G
M C I O D M L V W O W U M N Y Y A V O
D G H B C N S O G R S E G A M R Q U F W
E O Y Y Z V F L E S R U O Y P O D L I J
H H G D R S R S F B L E F Z C E C S U V
E G O G D L S K Z L M B Y S M M O Y H H
I Q F C Y B B L A O E D I D C V O X I Y

COMMANDMENTS

GOD
HEART
LORD
LOVE

MIND

MOSES
MOUNT SINAI
NEIGHBOR

SOUL

STRENGTH
TEN
YOURSELF

WRITE DOWN THE LETTERS IN THE BOXES AS YOU COME TO THEM ON THE LINES BELOW

<div style="display: inline-block; border: 1px solid black; padding: 5px; text-align: center;"> I II III IV V </div> <div style="display: inline-block; border: 1px solid black; padding: 5px; text-align: center;"> VI VII VIII IX X </div>	→	L					A						
		V					N			E			
				O							H		
	E							R					
			O		E		N			O			
									T				



Write out all of the ten commandments from the story in the lines below. These ten commandments we have studied were part of the Old Testament law. Similiar commandments were given in the New Testament. Look up the scripture beside each commandment and tell how the two laws are alike or different.



1. _____
2. _____
3. _____
4. _____
5. _____
6. _____
7. _____
8. _____
9. _____
10. _____

Mt. 6:24
Gal. 5:19-20
Mt. 5:33-35
Acts 20:7
Eph. 6:1-2
Mt. 5:21-22
Rom. 13:9
Rom. 13:9
Rom. 13:9
Rom. 13:9

The New Testament teaches us to "love thy neighbor as thyself" (Rom. 13:9). Tell how the following illustrations represent that commandment.

